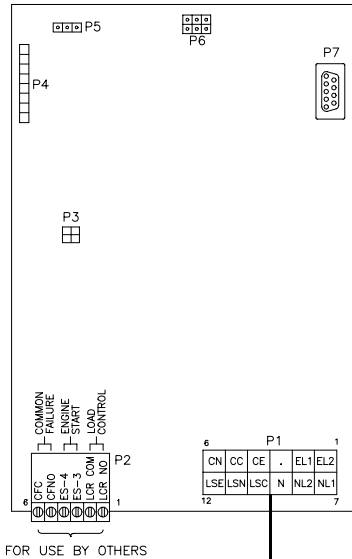
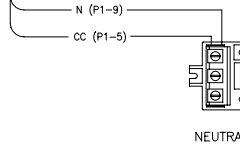
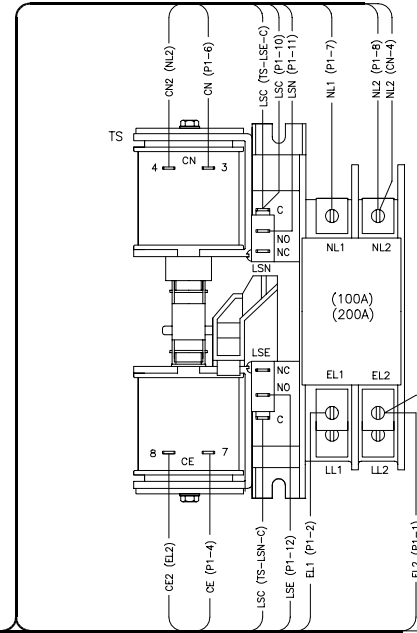


MPAC 500 MAIN LOGIC BOARD



P1 CONNECTIONS

- | PIN # | EL2 | (TS-EL2) |
|-------|-----|-------------|
| 1 | EL2 | (TS-EL2) |
| 2 | EL1 | (TS-EL1) |
| 3 | N/C | |
| 4 | CE | (TS-CE-7) |
| 5 | CC | (NEUTRAL) |
| 6 | CN | (TS-CN-3) |
| 7 | NL1 | (TS-NL1) |
| 8 | NL2 | (TS-NL2) |
| 9 | N | (NEUTRAL) |
| 10 | LSC | (TS-LSN-C) |
| 11 | LSN | (TS-LSN-NO) |
| 12 | LSE | (TS-LSE-NO) |



REV	DATE	REVISION	BY
C	10-28-04	(A-1,-2) GENERIC TITLE BLOCK ADDED [73612]	DFS
D	4-1-05	(B,C-7) P2: PIN 1 & 6 DESIGNATORS ADDED, "COMMON FAILURE" TERMINAL FUNCTION MOVED FROM PINS 1 & 2 TO PINS 5 & 6, "LOAD CONTROL" TERMINAL FUNCTION MOVED FROM PINS 5 & 6 TO PINS 1 & 2, TERMINAL DESCRIPTIONS REVISED [74777]	DFS
E	4-10-06	(C-4) CC WIRE CONNECTION MOVED TO TOP OF NEUTRAL WAS BOTTOM [77781]	SAM

LEGEND

- GND - ENCLOSURE GROUND
- P(#)- CONNECTOR
- TS - TRANSFER SWITCH/CONTACTOR

FOR SCHEMATIC SEE GM34466.

MPAC 500
OPEN TRANSITION
100A ATS
200A ATS

APPROVALS		DATE	SCALE	///	REV NO.	GM34465.DWG	SHEET	1-1
DESIGNED	DFS	7-13-04						
DRAWN	JS	7-15-04						
APPROVED	JS	7-15-04						

DIAGRAM, WIRING

KOHLER CO.
POWER SYSTEMS, KOHLER, WI 53044 U.S.A.
THIS DRAWING IS ISSUED AND SOLD AS KOHLER CO. PROPERTY AND
MAY NOT BE USED EXCEPT IN CONNECTION WITH KOHLER CO. WORK.
ALL RIGHTS OF DESIGN OR INVENTION ARE RESERVED.